

Paper Star

- 1- cut out the stars
- 2- fold well on the dotted lines and fold the flaps on the back side of each star
- 3- put some gluet on the flaps
- 4- press the stars together to stick it
- 5- give the volume to the star and stick a string to it to hang it.



Angel

1- cut out

2- put some glue on the white bit

3- roll the angel and stick the white part to the other side

4- stick the wings at the back, first the big ones and then the small ones over it

5- stick a string behind the head



Paper Ornament

- 1- cut out
- 2- fold on the dotted lines
- 3- put some glue on the flaps
- 4- stick together to make a pyramid



Paper Heart

- 1- cut out
 - 2- fold on the dotted lines
 - 3- put some glue on the white parts
 - 4- place the small strap inside the big one
 - 5- stick together the white parts to make the shape of a heart as seen in the picture below
- You can stick a string to hang it at the same time



Santa

1- cut out

2- put some glue on the white bit


3- roll the santa and stick the white part to the other side

4- stick a string behind the head



Paper Star

- 1- cut out the stars
- 2- fold well on the dotted lines and fold the flaps on the back side of each star
- 3- put some glue on the flaps
- 4- press the stars together to stick it
- 5- give the volume to the star and stick a string to it to hang it.



Angel


1- cut out

2- put some glue on the white bit

3- roll the angel and stick the white part to the other side

4- stick the wings at the back, first the big ones and then the small ones over it

5- stick a string behind the head



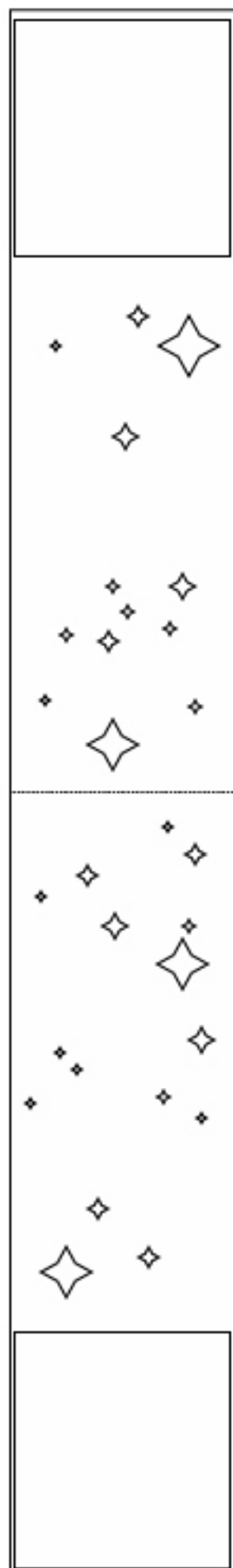
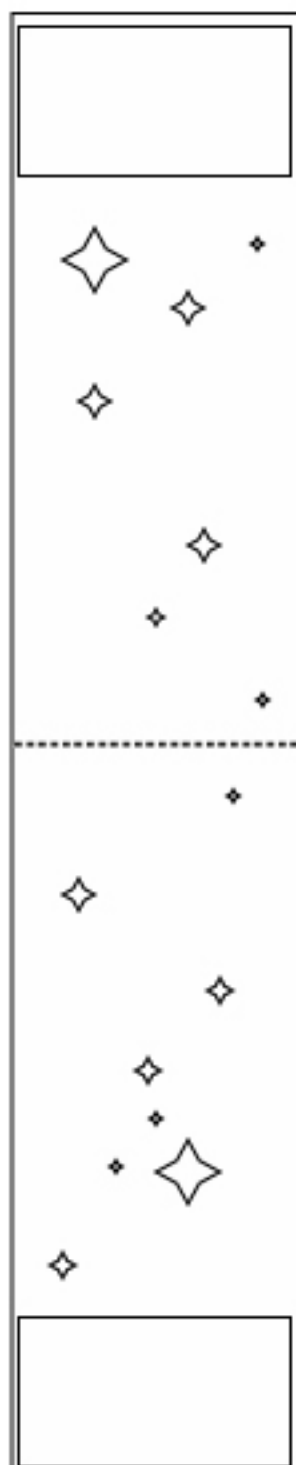
Paper Ornament

- 1- cut out
- 2- fold on the dotted lines
- 3- put some glue on the flaps
- 4- stick together to make a pyramid



Paper Heart

- 1- cut out
 - 2- fold on the dotted lines
 - 3- put some glue on the white parts
 - 4- place the small strap inside the big one
 - 5- stick together the white parts to make the shape of a heart as seen in the picture below
- You can stick a string to hang it at the same time



Santa

1- cut out

2- put some glue on the white bit

3- roll the santa and stick the white part to the other side

4- stick a string behind the head

